



Dinosaur Subtraction Game

a game for 2 – 4 players



Revises subtraction up to 18

brought to you by


Games 4 Learning

www.teacherspayteachers.com/Store/Games-4-Learning

Hope you and the children enjoy this game!

Preparing the Game

This game board can be printed on cardstock or printed on paper and laminated. It can also be printed on paper or cardstock and put into a sheet protector. Markers and dice are required.



Using the Math Board Game

Math Centers - This game is ideal for a math center activity. Have the children read the instructions themselves if possible as this is a great reading comprehension activity.

Whole Class Game - Enlarge the game on a copier and it can be used as a whole class game. The class can sit in a circle on the floor around the board and play in teams or the game board can be attached to a pin board or whiteboard.

Display on Smart Board - The game can be projected onto your smart board and the class can be broken into 2 or 4 teams to play.




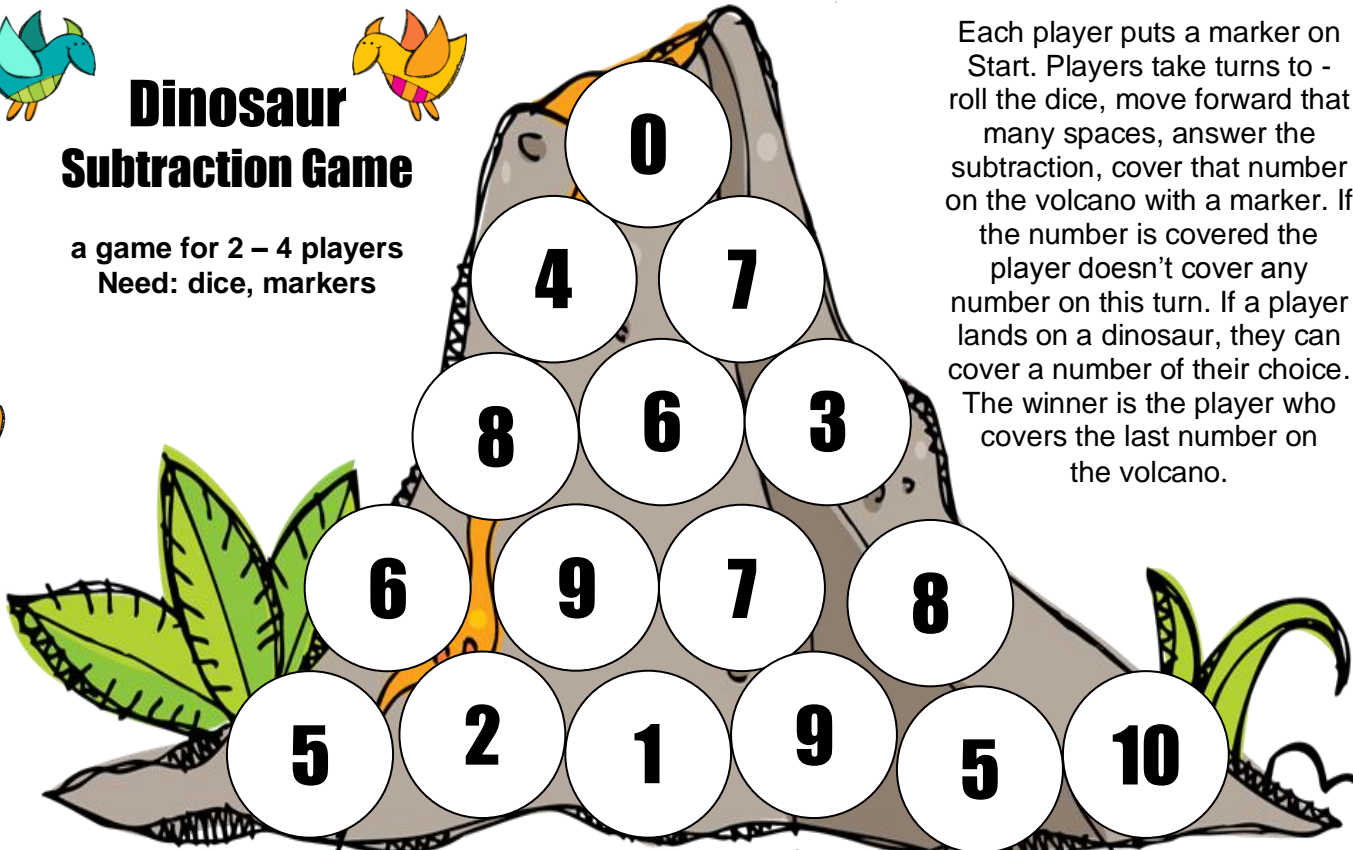



Homework - This game is ideal for homework. It is a fun alternative to regular homework and parents can be involved in playing the game with their children. This is really popular with the kids and the parents.

Fast Finisher - The game is a perfect activity for those children who finish their work early. It can be kept in a box of games or on a shelf where the children can access it when they finish their work.

Peer Tutoring - These Board Games are a great activity for students to use to help each other. Pair a weaker student with a stronger student so students can 'tutor' others.

Students as Teachers - A really worthwhile activity is to have children learn the game and then teach it to others. Teaching others how to play is a great communication activity.

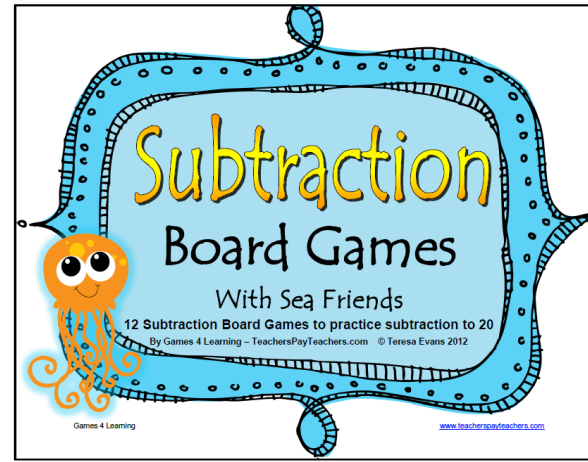
Buddy Class Activity - The game is ideal for a buddy class activity. Have the younger students 'teach' their older buddies how to play the game.

→ START	11 - 7	14 - 4	10 - 8	13 - 7		11 - 6	9 - 8	17 - 10	8 - 8 ↓	
12 - 7	<div style="display: flex; justify-content: space-around; align-items: center;">  <div style="text-align: center;"> <h2>Dinosaur Subtraction Game</h2> <p>a game for 2 – 4 players Need: dice, markers</p> </div>  </div> <div style="text-align: center;">  </div> <div style="float: right; width: 30%;"> <p>Each player puts a marker on Start. Players take turns to - roll the dice, move forward that many spaces, answer the subtraction, cover that number on the volcano with a marker. If the number is covered the player doesn't cover any number on this turn. If a player lands on a dinosaur, they can cover a number of their choice. The winner is the player who covers the last number on the volcano.</p> </div>								11 - 8	
16 - 9										17 - 9
									12 - 6	
12 - 9									11 - 9	
14 - 8										
↑ 18 - 10	9 - 9		18 - 9	10 - 9	13 - 8	15 - 7	13 - 9	14 - 7	15 - 6 ←	

I hope you and the children enjoy this Subtraction Board Game.
If you like this game you may also like the following collections of Math Board Games.
Available from www.teacherspayteachers.com/Store/Games-4-Learning



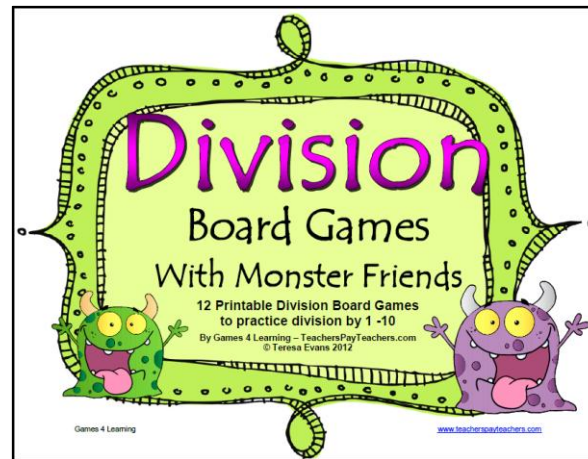
12 Board Games for Addition up to 10 + 10



12 Board Games for Subtraction up to 20



15 Board Games for Multiplication up to 10x10



12 Board Games for Dividing by 1-10